


HAJJ WORKSHOP

— BY

USTAZAH NAJIHA HASHMI





WWW.ARRAHMAH.ORG





Hajj map




Essential or Pillars of Hajj ARKAAN

- There are 4 essential pillars:

1. Ihram
2. Standing in 'Arafah
3. Tawaf al-Ifadah
4. Sa'i

Hajj is not valid without them.



Entering Ihram



Entering Ihram

- Making the intention to begin Hajj
- Starting the sacred state of pilgrimage



Evidence

- The Prophet Muhammad ﷺ said:
“Actions are but by intentions.”



Exiting Ihram before completing Hajj or Umrah



اللَّهُمَّ مَجِّلي حَيْثُ جَبَسْتَنِي

Fidyah

- Fast for three days;
OR feed six poor persons, giving each one half a sa'(1.75 sawa kilo) of foodstuff;
OR sacrifice a sheep.

The pilgrim in ihram may choose any one of these three options



Standing in 'Arafah



Standing in 'Arafah

- Pilgrims gather in 'Arafah on the 9th of Dhul-Hijjah
- This is the greatest pillar of Hajj



Evidence

- The Prophet Muhammad ﷺ said:
“Hajj is 'Arafah.”



Tawaf al-Ifadah




Tawaf al-Ifadah

- Circling the Ka'bah after returning from 'Arafah
- Also called Tawaf az-Ziyarah



Evidence

Allah says in the Qur'an:
“...and [let them] circumambulate the Ancient House.” (Surah al-Hajj 22:29)



Sa'i



Sa'i

- Walking between Safa and Marwah
- Following the tradition of Hajar (AS)




Evidence

The Prophet Muhammad ﷺ said:
“Do sa'i, because Allah has ordained
sa'i for you.”



Obligatory Acts of Hajj

WAJIBAAT



1. Entering ihram from the miqat ☺☺☺
2. Staying in 'Arafah until sunset
3. Staying overnight in Mina during the days of Tashriq
4. Staying overnight in Muzdalifah
5. Stoning the Jamarat in order
6. Shaving or cutting the hair
7. Farewell Tawaf (Tawaf al-Wada')

If any of the Wājibāt are missed, a Dam will be required.

Sacrifice for Tamattu' and Qiran

” Pilgrims doing **Tamattu' AND Qiran** must offer a sacrifice if able.

If unable:

- Fast 3 days during Hajj
- Fast 7 days after returning home

EVIDENCE: Surah al-Baqarah 2:196



☺☺☺ Sunnah Acts of Hajj

Sunnah acts are recommended actions. ☺☺☺

If missed: **No sin AND No dam required**

EXAMPLES

- Tawaf al-Qudum
- Staying in Mina before 'Arafah
- Kissing the Black Stone
- Du'a and adhkar
- Climbing Safa and Marwah
- Idtiba' (uncovering the right shoulder)
- Walking quickly during part of tawaf (raml)





Hajj map

8th of Dhul-Hijjah – Day of Tarwiyah

What to Do :

- Enter into ihram with the intention for Hajj
- Recite the Talbiyah:
“Labbayka Allahumma Labbayk...”
- Travel to Mina
- Pray Qasar - Dhuhr, ‘Asr, Maghrib, ‘Isha, and Fajr
- Stay overnight in Mina



9th of Dhul-Hijjah – Day of 'Arafah

Morning

- After sunrise, travel from Mina to 'Arafah

In 'Arafah

- Pray Qasar Dhuhr and 'Asr combined
- Spend the day making du'a, dhikr, and seeking forgiveness



Night of 9th Dhul-Hijjah – Muzdalifah

After Sunset

- Leave 'Arafah and travel to Muzdalifah

In Muzdalifah

- Pray Maghrib and 'Isha combined
- Collect pebbles for stoning
- Stay overnight until Fajr



10th of Dhul-Hijjah – Day of Sacrifice

In Mina

- Stone Jamrat al-'Aqabah (largest pillar)
- stop reciting talbiyah
- Slaughter the hadiy (sacrifice)
- Men shave or trim hair
- Women cut a small portion of hair




10th of Dhul-Hijjah – Tawaf al-Ifadah

In Makkah

- Go to the Ka'bah
- Perform Tawaf al-Ifadah (7 circles around the Ka'bah)
- Perform Sa'i between Safa and Marwah if required

Then

- Return to Mina



11th of Dhul-Hijjah

Staying in Mina

- Stay overnight in Mina

Stoning the Jamarat

Stone all three pillars in order:

- Small Jamarah -make duaa
- Middle Jamarah - make duaa
- Jamrat al-'Aqabah- **DO NOT make dua**
- Throw 7 pebbles at each pillar.



12th of Dhul-Hijjah

Continue in Mina

- Stone all three Jamarat again in the same order

After Stoning

The pilgrim may:

- Leave Mina before sunset (hastening), OR
- Stay one more day



13th of Dhul-Hijjah (Optional)

For Those Staying Longer

- Stone the three Jamarat once again
- Leave Mina after completing the stoning



Farewell Tawaf

- Before Leaving Makkah
- Perform Tawaf al-Wada' (Farewell Tawaf)
- Go around the Ka'bah 7 times

Important

- The pilgrim should not leave Makkah until this tawaf is completed.



Summary of the Days of Hajj



Day



Main Actions

8th Dhul-Hijjah	Ihram, Mina
9th Dhul-Hijjah	'Arafah, Muzdalifah
10th Dhul-Hijjah.....	Stoning, sacrifice, shaving, tawaf
11th Dhul-Hijjah.....	Stone 3 Jamarat
12th Dhul-Hijjah.....	Stone 3 Jamarat, leave if desired
13th Dhul-Hijjah.....	Optional final stoning

Hajj Rituals Map



نقشہ برائے مناسک حج



**SCAN THIS TO
GET HAJJ RELATED
LECTURES AND
MATERIALS**



WWW.ARRAHMAH.ORG/HAJJ/HAJJ.PHP